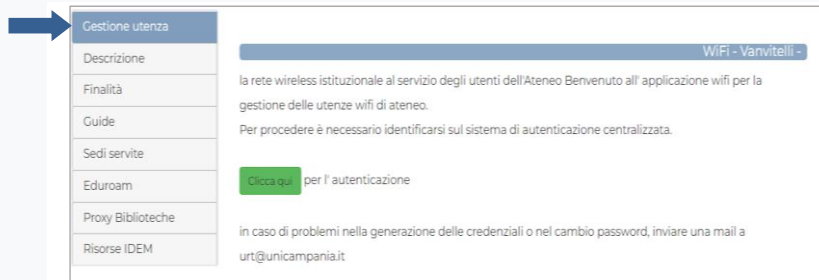


WiFi user manual

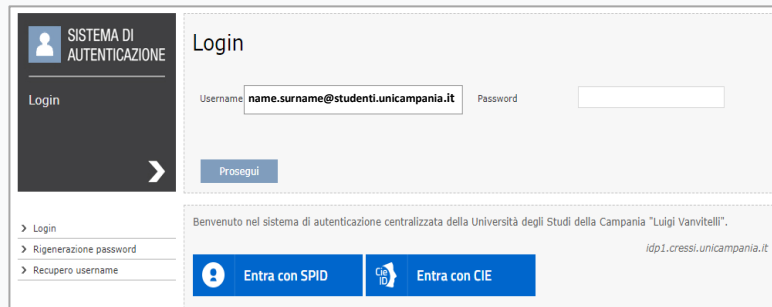
In order to use the University's WiFi, it is necessary to identify yourself on the centralized authentication system.

Linked to the following site: www.wifi.unicampania.it

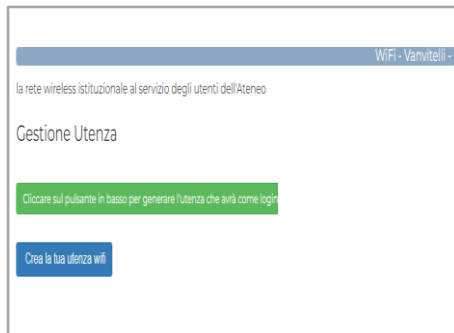
- 1) Click on **Gestione utenza** in the left menu and then, on [Clicca qui](#) per l'autenticazione



- 2) Enter your university credentials (username and password)



- 3) Activate your WiFi account



- 4) Create a password and repeat it in the field below to confirm it

Almeno un numero, almeno una maiuscola, almeno una minuscola, lunghezza compresa tra 8 e 15 caratteri

Inserire password:

ripetere password:

Inserire codice OTP ricevuto via email:

Evitare il copia e incolla di password e codice OTP

- 5) Enter the OTP code received by mail.



- 6) Click on **Guide** or scan the **Qr code** and download the guide for your operating systems



- 7) On your devices, in WiFi settings, search the wireless networks called "**Vanvitelli**" or "**Eduroam**" and log-in with the credentials you've activated.